



OPERATIONAL BLUEPRINT FOR SCHOOL REENTRY 2020-21

Updated 8/11/2020

Under ODE’s **Ready Schools, Safe Learners** guidance, each school¹ has been directed to submit a plan to the district² in order to provide on-site and/or hybrid instruction. Districts must submit each school’s plan to the local school board and make the plans available to the public. This form is to be used to document a district’s, school’s or program’s plan to ensure students can return for the 2020-21 school year, in some form, in accordance with Executive Order 20-25(10). Schools must use the [Ready Schools, Safe Learners guidance](#) document as they complete their Operational Blueprint for Reentry. ODE recommends plan development be inclusive of, but not limited to, school-based administrators, teachers and school staff, health and nursing staff, association leadership, nutrition services, transportation services, tribal consultation,³ parents and others for purposes of providing expertise, developing broad understanding of the health protocols and carrying out plan implementation.

1. Please fill out information:

SCHOOL/DISTRICT/PROGRAM INFORMATION	
Name of School, District or Program	Dallas Community School
Key Contact Person for this Plan	Bill Conlon
Phone Number of this Person	503 420-4360
Email Address of this Person	director@dallascommunityschool.org
Sectors and position titles of those who informed the plan	Executive Director, Program Director, Committee including parents, staff, and one student
Local public health office(s) or officers(s)	Polanco.kristty@co.polk.or.us and Umstead.jacqui@co.polk.or.us
Name of person Designated to Establish, Implement and Enforce Physical Distancing Requirements	Bill Conlon
Intended Effective Dates for this Plan	August 15, 2020
ESD Region	Willamette ESD

2. Please list efforts you have made to engage your community (public health information sharing, taking feedback on planning, etc.) in preparing for school in 2020-21. Include information on engagement with communities often underserved and marginalized and those communities disproportionately impacted by COVID-19.

Several surveys were sent out to parents asking for input on Distance Learning, comfort levels with their children taking onsite classes, and safety measures to prevent the spread of the virus. A committee comprised of 2 parents, 2 licensed teachers, 2 administrators, and 1 student was formed to develop the Operational Blueprint for the Dallas Community School. The Committee has been meeting weekly to explore options for delivering instruction, planning around the guidance from ODE and the Polk County Health Department, and ensuring student and staff safety.

¹ For the purposes of this guidance: “school” refers to all public schools, including public charter schools, public virtual charter schools, alternative education programs, private schools and the Oregon School for the Deaf. For ease of readability, “school” will be used inclusively to reference all of these settings.

² For the purposes of this guidance: “district” refers to a school district, education service district, public charter school sponsoring district, virtual public charter school sponsoring district, state sponsored public charter school, alternative education programs, private schools, and the Oregon School for the Deaf.

³ Tribal Consultation is a separate process from stakeholder engagement; consultation recognizes and affirms tribal rights of self-government and tribal sovereignty, and mandates state government to work with American Indian nations on a [government-to-government](#) basis.

3. Indicate which instructional model will be used.

Select One:

- On-Site Learning Hybrid Learning Comprehensive Distance Learning

4. If you selected Comprehensive Distance Learning, you only have to fill out the green portion of the Operational Blueprint for Reentry (i.e., page 2 in the initial template).
5. If you selected On-Site Learning or Hybrid Learning, you have to fill out the blue portion of the Operational Blueprint for Reentry (i.e., pages 3-19 in the initial template) and [submit online](https://app.smartsheet.com/b/form/a4dedb5185d94966b1dffc75e4874c8a). (<https://app.smartsheet.com/b/form/a4dedb5185d94966b1dffc75e4874c8a>) by August 17, 2020 or prior to the beginning of the 2020-21 school year.

* **Note:** Private schools are required to comply with only sections 1-3 of the *Ready Schools, Safe Learners* guidance.

REQUIREMENTS FOR COMPREHENSIVE DISTANCE LEARNING OPERATIONAL BLUEPRINT

This section must be completed by any school that is seeking to provide instruction through Comprehensive Distance Learning. For Private Schools, completing this section is optional (not required). Schools providing On-Site or Hybrid Instructional Models do not need to complete this section.

Describe why you are selecting Comprehensive Distance Learning as the school's Instructional Model for the effective dates of this plan.

We are selecting Comprehensive Distance Learning until the Governor and the Oregon Department of Education allow schools in Marion and Polk Counties open, at which time we will move to a hybrid program.

In completing this portion of the Blueprint you are attesting that you have reviewed the Comprehensive Distance Learning Guidance. [Here is a link to the overview of CDL Requirements](#). Please name any requirements you need ODE to review for any possible flexibility or waiver.

The Dallas Community School provided Comprehensive Distance Learning during the spring of 2020. We offered close to 100 classes each week which forced us to learn how to design and deliver instruction using online methods. We will provide staff development training for our staff when we return in the fall prior starting online classes. The Executive Director has participated in most if not all Covid-19 virtual meetings with Kate Pattison, Charter School Coordinator for the Department, in addition to reading the Ready Schools Safe Learners documents.

Describe the school's plan, including the anticipated timeline, for returning to Hybrid Learning or On-Site Learning consistent with the *Ready Schools, Safe Learners* guidance.

Dallas Community School anticipates returning to the hybrid model described in the later part of this document after the Governor and the Oregon Department of Education grant permission to do so. It is anticipated that our plan for CDL may extend through December, 2020.

The remainder of this operational blueprint is not applicable to schools operating a Comprehensive Distance Learning Model.

ESSENTIAL REQUIREMENTS FOR HYBRID / ON-SITE OPERATIONAL BLUEPRINT

This section must be completed by any school that is providing instruction through On-Site or Hybrid Instructional Models.

Schools providing Comprehensive Distance Learning Instructional Models do not need to complete this section unless the school is implementing the Limited In-Person Instruction provision under the Comprehensive Distance Learning guidance.



0. Community Health Metrics

METRICS FOR ON-SITE OR HYBRID INSTRUCTION

- The school currently meets the required metrics to successfully reopen for in-person instruction in an On-Site or Hybrid model. *If this box cannot yet be checked, the school must return to Comprehensive Distance Learning but may be able to provide some in-person instruction through the exceptions noted below.*

EXCEPTIONS FOR SPECIFIC IN-PERSON INSTRUCTION WHERE REQUIRED CONDITIONS ARE MET

- The school currently meets the exceptions required to provide in-person education for students in grades K-3 (see section 0d(1) of the **Ready Schools, Safe Learners** guidance).
- The school currently meets the exceptions required to provide limited in-person instruction for specific groups of students (see section 0d(2) of the **Ready Schools, Safe Learners** guidance).
- The school currently meets the exceptions required for remote or rural schools in larger population counties to provide in-person instruction (see section 0d(3) of the **Ready Schools, Safe Learners** guidance).
- The school currently meets the exceptions required for smaller population counties to provide in-person instruction (see section 0d(4) of the **Ready Schools, Safe Learners** guidance).
- The school currently meets the exceptions required for schools in low population density counties (see section 0d(5) of the **Ready Schools, Safe Learners** guidance).
- The school currently meets the exceptions required for small districts to provide in-person instruction (see section 0d(6) of the **Ready Schools, Safe Learners** guidance).



1. Public Health Protocols

1a. COMMUNICABLE DISEASE MANAGEMENT PLAN FOR COVID-19

OHA/ODE Requirements	Hybrid/Onsite Plan
<ul style="list-style-type: none"> <input checked="" type="checkbox"/> Update written Communicable Disease Management Plan to specifically address the prevention of the spread of COVID-19. <input checked="" type="checkbox"/> Designate a person at each school to establish, implement and enforce physical distancing requirements, consistent with this guidance and other guidance from OHA. <input checked="" type="checkbox"/> Include names of the LPHA staff, school nurses, and other medical experts who provided support and resources to the district/school policies and plans. Review relevant local, state, and national evidence to inform plan. <input checked="" type="checkbox"/> Process and procedures established to train all staff in sections 1 - 3 of the Ready Schools, Safe Learners guidance. Consider conducting the training virtually, or, if in-person, ensure physical distancing is maintained to the maximum extent possible. <input checked="" type="checkbox"/> Protocol to notify the local public health authority (LPHA Directory by County) of any confirmed COVID-19 cases among students or staff. <input checked="" type="checkbox"/> Plans for systematic disinfection of classrooms, offices, bathrooms and activity areas. <input checked="" type="checkbox"/> Process to report to the LPHA any cluster of any illness among staff or students. <input checked="" type="checkbox"/> Protocol to cooperate with the LPHA recommendations. 	<p>Communicable Disease Plan – link here.</p> <p>Initial 6-hour staff training took place on July 15, 2020. Additional training on specific protocols will be required prior to school opening in late August.</p>

OHA/ODE Requirements	Hybrid/Onsite Plan
<ul style="list-style-type: none"> <input checked="" type="checkbox"/> Provide all logs and information to the LPHA in a timely manner. <input checked="" type="checkbox"/> Protocol for screening students and staff for symptoms (see section 1f of the <i>Ready Schools, Safe Learners</i> guidance). <input checked="" type="checkbox"/> Protocol to isolate any ill or exposed persons from physical contact with others. <input checked="" type="checkbox"/> Protocol for communicating potential COVID-19 cases to the school community and other stakeholders (see section 1e of the <i>Ready Schools, Safe Learners</i> guidance). <input checked="" type="checkbox"/> Create a system for maintaining daily logs for each student/cohort for the purposes of contact tracing. This system needs to be made in consultation with a school/district nurse or an LPHA official. Sample logs are available as a part of the Oregon School Nurses Association COVID-19 Toolkit. <ul style="list-style-type: none"> • If a student(s) is part of a stable cohort (a group of students that are consistently in contact with each other or in multiple cohort groups) that conform to the requirements of cohorting (see section 1d of the <i>Ready Schools, Safe Learners</i> guidance), the daily log may be maintained for the cohort. • If a student(s) is not part of a stable cohort, then an individual student log must be maintained. <input checked="" type="checkbox"/> Required components of individual daily student/cohort logs include: <ul style="list-style-type: none"> • Child's name • Drop off/pick up time • Parent/guardian name and emergency contact information • All staff (including itinerant staff, district staff, substitutes, and guest teachers) names and phone numbers who interact with a stable cohort or individual student <input checked="" type="checkbox"/> Protocol to record/keep daily logs to be used for contact tracing for a minimum of four weeks to assist the LPHA as needed. <input checked="" type="checkbox"/> Process to ensure that all itinerant and all district staff (maintenance, administrative, delivery, nutrition, and any other staff) who move between buildings keep a log or calendar with a running four-week history of their time in each school building and who they were in contact with at each site. <input checked="" type="checkbox"/> Process to ensure that the school reports to and consults with the LPHA regarding cleaning and possible classroom or program closure if anyone who has entered school is diagnosed with COVID-19. <input checked="" type="checkbox"/> Protocol to respond to potential outbreaks (see section 3 of the <i>Ready Schools, Safe Learners</i> guidance). 	

1b. HIGH-RISK POPULATIONS

OHA/ODE Requirements	Hybrid/Onsite Plan
<ul style="list-style-type: none"> <input checked="" type="checkbox"/> Serve students in high-risk population(s) whether learning is happening through On-Site, Hybrid (partially On-Site and partially Comprehensive Distance Learning models), or Comprehensive Distance Learning models. <p>Medically Fragile, Complex and Nursing-Dependent Student Requirements</p> <ul style="list-style-type: none"> <input checked="" type="checkbox"/> All districts must account for students who have health conditions that require additional nursing services. Oregon law (ORS 336.201) defines three levels of severity related to required nursing services: <ol style="list-style-type: none"> 1. Medically Complex: Are students who may have an unstable health condition and who may require daily professional nursing services. 2. Medically Fragile: Are students who may have a life-threatening health condition and who may require immediate professional nursing services. 	<p>STAFF</p> <ul style="list-style-type: none"> • Staff will self-identify that they are vulnerable or have a family member living in their household who is vulnerable if exposed. <ul style="list-style-type: none"> ○ Staff unable to work directly with students or other staff will contact the Executive Director to discuss options which may include: <ul style="list-style-type: none"> ▪ Online instruction ▪ Employee leave benefit ▪ Classroom/family support from offsite <p>STUDENTS</p> <ul style="list-style-type: none"> • All students identified as vulnerable, either by a physician, parent/guardian notification will be offered online

OHA/ODE Requirements	Hybrid/Onsite Plan
<p>3. Nursing-Dependent: Are students who have an unstable or life-threatening health condition and who require daily, direct, and continuous professional nursing services.</p> <p><input checked="" type="checkbox"/> Staff and school administrators, in partnership with school nurses, or other school health providers, should work with interdisciplinary teams to address individual student needs. The school registered nurse (RN) is responsible for nursing care provided to individual students as outlined in ODE guidance and state law:</p> <ul style="list-style-type: none"> • Communicate with parents and health care providers to determine return to school status and current needs of the student. • Coordinate and update other health services the student may be receiving in addition to nursing services. This may include speech language pathology, occupational therapy, physical therapy, as well as behavioral and mental health services. • Modify Health Management Plans, Care Plans, IEPs, or 504 or other student-level medical plans, as indicated, to address current health care considerations. • The RN practicing in the school setting should be supported to remain up to date on current guidelines and access professional support such as evidence-based resources from the Oregon School Nurses Association. • Service provision should consider health and safety as well as legal standards. • Appropriate medical-grade personal protective equipment (PPE) should be made available to nurses and other health providers. • Work with an interdisciplinary team to meet requirements of ADA and FAPE. • High-risk individuals may meet criteria for exclusion during a local health crisis. • Refer to updated state and national guidance and resources such as: <ul style="list-style-type: none"> ○ U.S. Department of Education Supplemental Fact Sheet: Addressing the Risk of COVID-19 in Preschool, Elementary and Secondary Schools While Serving Children with Disabilities from March 21, 2020. ○ ODE guidance updates for Special Education. Example from March 11, 2020. ○ OAR 581-015-2000 Special Education, requires districts to provide ‘school health services and school nurse services’ as part of the ‘related services’ in order ‘to assist a child with a disability to benefit from special education.’ ○ OAR 333-019-0010 Public Health: Investigation and Control of Diseases: General Powers and Responsibilities, outlines authority and responsibilities for school exclusion. 	<p>instruction and support for in-home instruction from their Guide with weekly check-ins.</p> <ul style="list-style-type: none"> • Students served on an IEP will continue to receive services. • Students requiring language support will continue to receive English Language Development services. <p>VISITORS AND VOLUNTEERS</p> <ul style="list-style-type: none"> • As a result of limited capacity, visitors will not be permitted in the building when students are present. • As a result of limited capacity in the school facility, volunteers will not be permitted to work in the building when students are present.

1c. PHYSICAL DISTANCING

OHA/ODE Requirements	Hybrid/Onsite Plan
<p><input checked="" type="checkbox"/> Establish a minimum of 35 square feet per person when determining room capacity. Calculate only with usable classroom space, understanding that desks and room set-up will require use of all space in the calculation. This also applies for professional development and staff gatherings.</p> <p><input checked="" type="checkbox"/> Support physical distancing in all daily activities and instruction, maintaining six feet between individuals to the maximum extent possible.</p>	<p>A floorplan of the school was used to determine room occupancy based on the 35 sq. foot floor space per occupant guideline. The guidance from ODE defines occupancy calculations based on open floor space (not including bookcases, furniture, storage units etc.).</p> <p>Find the link for the main building floorplan here.</p> <ul style="list-style-type: none"> • Big Classroom – 20 occupants (18 students + 2 staff)

OHA/ODE Requirements	Hybrid/Onsite Plan
<input type="checkbox"/> Minimize time standing in lines and take steps to ensure that six feet of distance between students is maintained, including marking spacing on floor, one-way traffic flow in constrained spaces, etc. <input type="checkbox"/> Schedule modifications to limit the number of students in the building (e.g., rotating groups by days or location, staggered schedules to avoid hallway crowding and gathering). <input type="checkbox"/> Plan for students who will need additional support in learning how to maintain physical distancing requirements. Provide instruction; don't employ punitive discipline. <input type="checkbox"/> Staff should maintain physical distancing during all staff meetings and conferences, or consider remote web-based meetings.	<ul style="list-style-type: none"> • Middle School Classroom – 9 occupants (8 students + 1 staff) • New Classroom (former Guide office) - 11 occupants (10 students + 1 staff) • New Classroom (former school office) - 11 occupants (10 students + 1 staff) • Former Early Childhood Classroom – 9 occupants (8 students + 1 staff) • Reception Area – 3 occupants (3 students/staff/parents) • New Reception Office – 1 occupant (1 staff) • New Director Office – 1 occupant 1 (staff) • New Executive Director Office – (3 staff/students) <p>DCS Main Building Occupancy Summary</p> <ul style="list-style-type: none"> • Total Student Classroom Occupancy – 46 • Total Staff Classroom Occupancy – 6 • Total Staff Office Occupancy- 5 • Total Parent Short-Term Occupancy - 3 <p>Total Main Building occupancy = 60 occupants</p> <p>Guide Office (former garage)</p> <ul style="list-style-type: none"> • total occupancy – 8 occupants <p>School Admin Building (former small house)</p> <ul style="list-style-type: none"> • Total occupancy – 8 occupants

1d. COHORTING

OHA/ODE Requirements	Hybrid/Onsite Plan
<input checked="" type="checkbox"/> Where feasible, establish stable cohorts: groups should be no larger than can be accommodated by the space available to provide 35 square feet per person, including staff. <ul style="list-style-type: none"> • The smaller the cohort, the less risk of spreading disease. As cohort groups increase in size, the risk of spreading disease increases. <input checked="" type="checkbox"/> Students cannot be part of any single cohort, or part of multiple cohorts that exceed a total of 100 people within the educational week. Schools should plan to limit cohort sizes to allow for efficient contact-tracing and minimal risk for exposure. <input checked="" type="checkbox"/> Each school must have a system for daily logs to ensure contact tracing among the cohort (see section 1a of the Ready Schools, Safe Learners guidance). <input checked="" type="checkbox"/> Minimize interaction between students in different stable cohorts (e.g., access to restrooms, activities, common areas). Provide access to All Gender/Gender Neutral restrooms. <input checked="" type="checkbox"/> Cleaning and disinfecting surfaces (e.g., desks, door handles, etc.) must be maintained between multiple student uses, even in the same cohort. <input checked="" type="checkbox"/> Design cohorts such that all students (including those protected under ADA and IDEA) maintain access to general education, grade-level academic content standards, and peers. <input checked="" type="checkbox"/> Staff who interact with multiple stable cohorts must wash/sanitize their hands between interactions with different stable cohorts.	<p>Tracking attendance will be an essential task for our school in the event that we needed to activate our contact tracing procedure. The school will offer onsite classes 4-days a week, M-F. Cohorts will be multi-aged groups that will remain together for 3-hour periods with the day divided into an am and pm cohort group. All students will be invited to select at least 1-full day or 2-half-day cohorts. Since most of the instruction happens at home for most of our students, DCS staff will continue to provide consultation and support for parents who provide home instruction.</p> <p>The school will develop specific cleaning protocols to disinfect contact surfaces during the day and deeper sanitation measures at the end of each day that will be provided by our janitorial service.</p> <p>Handwash stations have been purchased for each classroom with the exception of the Kitchen Classroom which has a sink. A protocol will provide specific guidance for student and staff handwashing.</p> <p>The school's app will be used to communicate important Covid-19 information to parents and staff in addition to email communications and group phone messages.</p>

1e. PUBLIC HEALTH COMMUNICATION

OHA/ODE Requirements	Hybrid/Onsite Plan
<ul style="list-style-type: none"> ☒ Communicate to staff at the start of On-Site instruction and at periodic intervals explaining infection control measures that are being implemented to prevent spread of disease. ☒ Develop protocols for communicating with students, families and staff who have come into close contact with a confirmed case. <ul style="list-style-type: none"> • The definition of exposure is being within 6 feet of a COVID-19 case for 15 minutes (or longer). ☒ Develop protocols for communicating immediately with staff, families, and the community when a new case(s) of COVID-19 is diagnosed in students or staff members, including a description of how the school or district is responding. ☒ Provide all information in languages and formats accessible to the school community. 	<p>Clear and concise communication will be helpful in the event of a Covid-19 exposure.</p> <ul style="list-style-type: none"> • Post all protocols used at the school related to the prevention of the spread of the virus on our website and on our school app. • Provide training to all employees on all virus-related protocols. <p>Encourage families to read the protocols prior to the start of the school year.</p>

1f. ENTRY AND SCREENING

OHA/ODE Requirements	Hybrid/Onsite Plan
<ul style="list-style-type: none"> ☒ Direct students and staff to stay home if they, or anyone in their homes or community living spaces, have COVID-19 symptoms, or if anyone in their home or community living spaces has COVID-19. COVID-19 symptoms are as follows: <ul style="list-style-type: none"> • Primary symptoms of concern: cough, fever (<i>temperature</i> greater than 100.4°F) or chills, shortness of breath, or difficulty breathing. • Note that muscle pain, headache, sore throat, new loss of taste or smell, diarrhea, nausea, vomiting, nasal congestion, and runny nose are also symptoms often associated with COVID-19. More information about COVID-19 symptoms is available from CDC. • In addition to COVID-19 symptoms, students should be excluded from school for signs of other infectious diseases, per existing school policy and protocols. See pages 9-12 of OHA/ODE Communicable Disease Guidance. • Emergency signs that require immediate medical attention: <ul style="list-style-type: none"> ○ Trouble breathing ○ Persistent pain or pressure in the chest ○ New confusion or inability to awaken ○ Bluish lips or face (lighter skin); greyish lips or face (darker skin) ○ Other severe symptoms ☒ Screen all students and staff for symptoms on entry to bus/school every day. This can be done visually and/or with confirmation from a parent/caregiver/guardian. Staff members can self-screen and attest to their own health. <ul style="list-style-type: none"> • Anyone displaying or reporting the primary symptoms of concern must be isolated (see section 1i of the Ready Schools, Safe Learners guidance) and sent home as soon as possible. See table "Planning for COVID-19 Scenarios in Schools." • Additional guidance for nurses and health staff. ☒ Follow LPHA advice on restricting from school any student or staff known to have been exposed (e.g., by a household member) to COVID-19. See table "Planning for COVID-19 Scenarios in Schools." ☒ Staff or students with a chronic or baseline cough that has worsened or is not well-controlled with medication should be excluded from school. Do not exclude staff or students who have other symptoms that are chronic or baseline symptoms (e.g., asthma, allergies, etc.) from school. ☒ Hand hygiene on entry to school every day: wash with soap and water for 20 seconds or use an alcohol-based hand sanitizer with 60-95% alcohol. 	<p><u>Student Screening</u></p> <p>Students will participate in cohorts which will be assigned one of three entry and exit doors.</p> <p>All students and staff will be screened upon entering the building.</p> <ul style="list-style-type: none"> • Develop a brief video training for parents and staff covering the symptoms of the virus and brief summary of the protocols that will be used in the event of an exposure and for anyone displaying symptoms. • A record will document attendance and completion of the screening performed by staff each day. • Students will wash their hands in a sink or handwash station prior to touching anything or sitting at their desk. • A protocol will direct the procedure for handling students who display any symptoms to isolate them until they can be picked up by a parent or guardian and to restrict students from school who have been exposed to the virus. • A protocol will direct the procedure for any staff who has been exposed to the virus or has displayed any symptoms to remain at home. <p><u>Staff Screening</u></p> <ul style="list-style-type: none"> • Staff are required to report when they may have been exposed to Covid-19. • Staff are required to report when they have symptoms related to Covid-19 • Staff are not responsible for screening other staff members for symptoms • Staff are required to wear mask/face coverings <u>at all times</u> when on campus. <p>Staff who are symptomatic will be sent home</p>

1g. VISITORS/VOLUNTEERS

OHA/ODE Requirements	Hybrid/Onsite Plan
<ul style="list-style-type: none"> <input checked="" type="checkbox"/> Restrict non-essential visitors/volunteers. <ul style="list-style-type: none"> • Examples of essential visitors include: DHS Child Protective Services, Law Enforcement, etc. • Examples of non-essential visitors/volunteers include: Parent Teacher Association (PTA), classroom volunteers, etc. <input checked="" type="checkbox"/> Screen all visitors/volunteers for symptoms upon every entry. Restrict from school property any visitor known to have been exposed to COVID-19. See table "Planning for COVID-19 Scenarios in Schools." <input checked="" type="checkbox"/> Visitors/volunteers must wash or sanitize their hands upon entry and exit. <input checked="" type="checkbox"/> Visitors/volunteers must maintain six-foot distancing, wear face coverings, and adhere to all other provisions of this guidance. 	<p>Visitors/Volunteers will be unable to work in the school, or complete other volunteer activities that require in person interaction at this time. Adults in schools are limited to essential personnel only.</p>

1h. FACE COVERINGS, FACE SHIELDS, AND CLEAR PLASTIC BARRIERS

OHA/ODE Requirements	Hybrid/Onsite Plan
<ul style="list-style-type: none"> <input checked="" type="checkbox"/> Face coverings or face shields for all staff, contractors, other service providers, or visitors or volunteers following CDC guidelines for Face Coverings. Individuals may remove their face coverings while working alone in private offices. <input checked="" type="checkbox"/> Face coverings or face shields for all students in grades Kindergarten and up following CDC guidelines for Face Coverings. <input checked="" type="checkbox"/> If a student removes a face covering, or demonstrates a need to remove the face covering for a short-period of time: <ul style="list-style-type: none"> • Provide space away from peers while the face covering is removed. In the classroom setting, an example could be a designated chair where a student can sit and take a 15 minute "sensory break;" <ul style="list-style-type: none"> ○ Students should not be left alone or unsupervised; ○ Designated area or chair should be appropriately distanced from other students and of a material that is easily wiped down for disinfection after each use; • Provide additional instructional supports to effectively wear a face covering; • Provide students adequate support to re-engage in safely wearing a face covering; • Students cannot be discriminated against or disciplined for an inability to safely wear a face covering during the school day. <input checked="" type="checkbox"/> Face masks for school RNs or other medical personnel when providing direct contact care and monitoring of staff/students displaying symptoms. School nurses should also wear appropriate Personal Protective Equipment (PPE) for their role. <ul style="list-style-type: none"> • Additional guidance for nurses and health staff. <p>Protections under the ADA or IDEA</p> <ul style="list-style-type: none"> <input checked="" type="checkbox"/> If any student requires an accommodation to meet the requirement for face coverings, districts and schools should limit the student's proximity to students and staff to the extent possible to minimize the possibility of exposure. Appropriate accommodations could include: <ul style="list-style-type: none"> • Offering different types of face coverings and face shields that may meet the needs of the student. • Spaces away from peers while the face covering is removed; students should not be left alone or unsupervised. • Short periods of the educational day that do not include wearing the face covering, while following the other health strategies to reduce the spread of disease; • Additional instructional supports to effectively wear a face covering; <input checked="" type="checkbox"/> For students with existing medical conditions and a physician's orders to not wear face coverings, or other health related 	<p>Students</p> <ul style="list-style-type: none"> • All students are required to wear face coverings or face masks. Medical exceptions will be made with a note from a doctor. • Students should never be prohibited or prevented access to instruction or activities if they choose not to wear a mask or face shield. However, they may be asked to take more online classes in place of onsite classes. <p>Staff</p> <ul style="list-style-type: none"> • All DCS staff and district service providers are required to wear masks/face coverings, or clear face shields any time they are on school property. • Staff who require an accommodation using a face covering or face shield must provide documentation of the specific accommodations and discuss their needs with the Executive Director.

OHA/ODE Requirements	Hybrid/Onsite Plan
<p>concerns, schools/districts must not deny any in-person instruction.</p> <ul style="list-style-type: none"> ☒ Schools and districts must comply with the established IEP/504 plan prior to the closure of in-person instruction in March of 2020. <ul style="list-style-type: none"> • If a student eligible for, or receiving services under a 504/IEP, cannot wear a face covering due to the nature of the disability, the school or district must: <ol style="list-style-type: none"> 1. Review the 504/IEP to ensure access to instruction in a manner comparable to what was originally established in the student’s plan including on-site instruction with accommodations or adjustments. 2. Placement determinations cannot be made due solely to the inability to wear a face covering. 3. Plans should include updates to accommodations and modifications to support students. • Students protected under ADA/IDEA, who abstain from wearing a face covering, or students whose families determine the student will not wear a face covering, the school or district must: <ol style="list-style-type: none"> 1. Review the 504/IEP to ensure access to instruction in a manner comparable to what was originally established in the student’s plan. 2. The team must determine that the disability is not prohibiting the student from meeting the requirement. <ul style="list-style-type: none"> ○ If the team determines that the disability is prohibiting the student from meeting the requirement, follow the requirements for students eligible for, or receiving services under, a 504/IEP who cannot wear a face covering due to the nature of the disability, ○ If a student’s 504/IEP plan included supports/goals/instruction for behavior or social emotional learning, the school team must evaluate the student’s plan prior to providing instruction through Comprehensive Distance Learning. 3. Hold a 504/IEP meeting to determine equitable access to educational opportunities which may include limited in-person instruction, on-site instruction with accommodations, or Comprehensive Distance Learning. ☒ For students not currently served under an IEP or 504, districts must consider whether or not student inability to consistently wear a face covering or face shield as required is due to a disability. Ongoing inability to meet this requirement may be evidence of the need for an evaluation to determine eligibility for support under IDEA or Section 504. ☒ If a staff member requires an accommodation for the face covering or face shield requirements, districts and schools should work to limit the staff member’s proximity to students and staff to the extent possible to minimize the possibility of exposure. 	

1i. ISOLATION AND QUARANTINE

OHA/ODE Requirements	Hybrid/Onsite Plan
<ul style="list-style-type: none"> ☒ Protocols for exclusion and isolation for sick students and staff whether identified at the time of bus pick-up, arrival to school, or at any time during the school day. ☒ Protocols for screening students, as well as exclusion and isolation protocols for sick students and staff identified at the time of arrival or during the school day. <ul style="list-style-type: none"> • Work with school nurses, health care providers, or other staff with expertise to determine necessary modifications to areas where staff/students will be isolated. If two students present 	<p>Students</p> <ul style="list-style-type: none"> • All students who become ill at school will remain at school supervised by staff until parents can pick them up in the designated isolation area (end of the hallway in front of the school to admin building). <ul style="list-style-type: none"> ○ Students will be provided a disposable facial covering (if they can safely wear one) ○ Staff should maintain physical distancing, but never leave a child unattended.

OHA/ODE Requirements	Hybrid/Onsite Plan
<p>COVID-19 symptoms at the same time, they must be isolated at once. If separate rooms are not available, ensure that six feet distance is maintained. Do not assume they have the same illness.</p> <ul style="list-style-type: none"> Consider required physical arrangements to reduce risk of disease transmission. Plan for the needs of generally well students who need medication or routine treatment, as well as students who may show signs of illness. Additional guidance for nurses and health staff. <p>☒ Students and staff who report or develop symptoms must be isolated in a designated isolation area in the school, with adequate space and staff supervision and symptom monitoring by a school nurse, other school-based health care provider or school staff until they are able to go home. Anyone providing supervision and symptom monitoring must wear appropriate face covering or face shields.</p> <ul style="list-style-type: none"> School nurse and health staff in close contact with symptomatic individuals (less than 6 feet) should wear a medical-grade face mask. Other Personal Protective Equipment (PPE) may be needed depending on symptoms and care provided. Consult a nurse or health care professional regarding appropriate use of PPE. Any PPE used during care of a symptomatic individual should be properly removed and disposed of prior to exiting the care space. After removing PPE, hands should be immediately cleaned with soap and water for at least 20 seconds. If soap and water are not available, hands can be cleaned with an alcohol-based hand sanitizer that contains 60-95% alcohol. If able to do so safely, a symptomatic individual should wear a face covering. To reduce fear, anxiety, or shame related to isolation, provide a clear explanation of procedures, including use of PPE and handwashing. <p>☒ Establish procedures for safely transporting anyone who is sick to their home or to a health care facility.</p> <p>☒ Staff and students who are ill must stay home from school and must be sent home if they become ill at school, particularly if they have COVID-19 symptoms. Refer to table in "Planning for COVID-19 Scenarios in Schools."</p> <p>☒ Involve school nurses, School Based Health Centers, or staff with related experience (Occupational or Physical Therapists) in development of protocols and assessment of symptoms (where staffing exists).</p> <p>☒ Record and monitor the students and staff being isolated or sent home for the LPHA review.</p>	<ul style="list-style-type: none"> While exercising caution to maintain safety is appropriate when working with children exhibiting symptoms, it is also critical that staff maintain sufficient composure and disposition so as not to unduly worry a student or family. Staff will maintain student confidentiality as appropriate Daily logs must be maintained containing the following: <ul style="list-style-type: none"> Name of student sent home for illness, cause of illness, and time of onset. Name of staff managing/supervising the child until parents arrive. <p>Staff</p> <ul style="list-style-type: none"> Staff who become ill at school with symptoms of Covid-19 will report the illness to the Executive Director immediately. Staff will complete a report from outside the building with the following information: <ul style="list-style-type: none"> Symptoms of the illness Time of onset All rooms and all surfaces the staff came in contact with Staff will immediately leave campus Staff will contact the Executive Director regularly to provide an update on the illness and to report the results of any Covid-19 test results. <p>Staff and students with known or suspected Covid-19, or displaying Covid-19 symptoms per current OHA PCHA, or CDC guidance, cannot remain at school and should return only after their symptoms resolve and they are physically ready to return to school. In no case can they return before:</p> <ul style="list-style-type: none"> The passage of 14 calendar days after exposure Symptoms are improving <p>Staff and students with a confirmed case of the virus should remain home for at least 10 days after they are symptom free.</p>



2. Facilities and School Operations

Some activities and areas will have a higher risk for spread (e.g., band, choir, science labs, locker rooms). When engaging in these activities within the school setting, schools will need to consider additional physical distancing or conduct the activities outside (where feasible). Additionally, schools should consider sharing explicit risk statements for instructional and extra-curricular activities requiring additional considerations (see section 5f of the *Ready Schools, Safe Learners* guidance).

2a. ENROLLMENT

(Note: Section 2a does not apply to private schools.)

OHA/ODE Requirements	Hybrid/Onsite Plan
<ul style="list-style-type: none"> ☒ Enroll all students (including foreign exchange students) following the standard Oregon Department of Education guidelines. ☒ The temporary suspension of the 10-day drop rule does not change the rules for the initial enrollment date for students: <ul style="list-style-type: none"> • The ADM enrollment date for a student is the first day of the student's actual attendance. • A student with fewer than 10 days of absence at the beginning of the school year may be counted in membership prior to the first day of attendance, but not prior to the first calendar day of the school year. • If a student does not attend during the first 10 session days of school, the student's ADM enrollment date must reflect the student's actual first day of attendance. • Students who were anticipated to be enrolled, but who do not attend at any time must not be enrolled and submitted in ADM. ☒ If a student has stopped attending for 10 or more days, districts must continue to try to engage the student. At a minimum, districts must attempt to contact these students and their families weekly to either encourage attendance or receive confirmation that the student has transferred or has withdrawn from school. This includes students who were scheduled to start the school year, but who have not yet attended. ☒ When enrolling a student from another school, schools must request documentation from the prior school within 10 days of enrollment per OAR 581-021-0255 to make all parties aware of the transfer. Documentation obtained directly from the family does not relieve the school of this responsibility. After receiving documentation from another school that a student has enrolled, drop that student from your roll. ☒ Design attendance policies to account for students who do not attend in-person due to student or family health and safety concerns. ☒ When a student has a pre-excused absence or COVID-19 absence, the school district should reach out to offer support at least weekly until the student has resumed their education. ☒ When a student is absent beyond 10 days and meets the criteria for continued enrollment due to the temporary suspension of the 10 day drop rule, continue to count them as absent for those days and include those days in your Cumulative ADM reporting. 	<ul style="list-style-type: none"> • Dallas Community School uses an attendance system that combines attendance for onsite classes and classes taught in the home. • All students will be enrolled following the guidelines established by ODE and use of the lottery system to regulate new enrollment. • No student will be dropped for non-attendance if they meet the following conditions: <ul style="list-style-type: none"> ○ Are identified as vulnerable, or otherwise considered to be part of a population vulnerable to infections with Covid-19 <p>Have Covid-19 symptoms for the past 14 days.</p>

2b. ATTENDANCE

(Note: Section 2b does not apply to private schools.)

OHA/ODE Requirements	Hybrid/Onsite Plan
<ul style="list-style-type: none"> ☒ Grades K-5 (self-contained): Attendance must be taken at least once per day for all students enrolled in school, regardless of the instructional model (On-Site, Hybrid, Comprehensive Distance Learning, online schools). ☒ Grades 6-12 (individual subject): Attendance must be taken at least once for each scheduled class that day for all students enrolled in school, regardless of the instructional model (On-Site, Hybrid, Comprehensive Distance Learning, online schools). ☒ Alternative Programs: Some students are reported in ADM as enrolled in a non-standard program (such as tutorial time), with hours of instruction rather than days present and days absent. Attendance must be taken at least once for each scheduled interaction with each student, so that local systems can track the student's attendance and engagement. Reported hours of 	<ul style="list-style-type: none"> • Attendance will be taken twice a week following ODE guidelines. • Attendance policies will encourage students and staff to stay home if someone in their house is sick. <p>Guides will work closely with all families to provide the supports necessary to collect attendance and to help each child be successful.</p>

OHA/ODE Requirements	Hybrid/Onsite Plan
<p>instruction continue to be those hours in which the student was present.</p> <ul style="list-style-type: none"> ☒ Online schools that previously followed a two check-in per week attendance process must follow the Comprehensive Distance Learning requirements for checking and reporting attendance. ☒ Provide families with clear and concise descriptions of student attendance and participation expectations as well as family involvement expectations that take into consideration the home environment, caregiver’s work schedule, and mental/physical health. 	

2c. TECHNOLOGY

OHA/ODE Requirements	Hybrid/Onsite Plan
<ul style="list-style-type: none"> ☒ Update procedures for district-owned or school-owned devices to match cleaning requirements (see section 2d of the <i>Ready Schools, Safe Learners</i> guidance). ☒ Procedures for return, inventory, updating, and redistributing district-owned devices must meet physical distancing requirements. 	<ul style="list-style-type: none"> • Chromebooks will be made available to families who need access to online instruction. • A protocol will be followed to sanitize Chromebooks between usage for onsite classes. • Surveys were sent out to determine the needs of DCS families in order to participate in online instruction and results were used to develop our Chromebook loan program. • Some classes will be offered online by DCS staff.

2d. SCHOOL SPECIFIC FUNCTIONS/FACILITY FEATURES

OHA/ODE Requirements	Hybrid/Onsite Plan
<ul style="list-style-type: none"> ☒ Handwashing: All people on campus should be advised and encouraged to wash their hands frequently. ☒ Equipment: Develop and use sanitizing protocols for all equipment used by more than one individual or purchase equipment for individual use. ☒ Events: Cancel, modify, or postpone field trips, assemblies, athletic events, practices, special performances, school-wide parent meetings and other large gatherings to meet requirements for physical distancing. ☒ Transitions/Hallways: Limit transitions to the extent possible. Create hallway procedures to promote physical distancing and minimize gatherings. ☒ Personal Property: Establish policies for personal property being brought to school (e.g., refillable water bottles, school supplies, headphones/earbuds, cell phones, books, instruments, etc.). If personal items are brought to school, they must be labeled prior to entering school and use should be limited to the item owner. 	<ul style="list-style-type: none"> • Handwashing – All classrooms will have either a sink or a portable handwash station that will be used by students and staff at specified times and after instructional activities when needed. • Equipment – Sanitation protocols will include the use of shared equipment for onsite classes. • Events – All ODE guidelines will be followed regarding events for students and families. Fieldtrips will be limited to outdoor events where social distancing guidance can be followed. • Transitions/Hallways – A protocol limits the traffic flow in the hallway to one direction. Cohort groups will enter and exit the building using separate doors. Restrooms usage will require single passage through the hallway. • Personal Property – Students will be restricted from bringing unnecessary property to school. Coats and water bottles will be kept at each student’s desk and labeled appropriately. Individual pencil pouches will be used by each student to separate their school supplies from other students. •

2e. ARRIVAL AND DISMISSAL

OHA/ODE Requirements	Hybrid/Onsite Plan
<ul style="list-style-type: none"> ☒ Physical distancing, stable cohorts, square footage, and cleaning requirements must be maintained during arrival and dismissal procedures. ☒ Create schedule(s) and communicate staggered arrival and/or dismissal times. ☒ Assign students or cohorts to an entrance; assign staff member(s) to conduct visual screenings (see section 1f of the <i>Ready Schools, Safe Learners</i> guidance). 	<ul style="list-style-type: none"> • Three separate doors will be used for arrival and dismissal for the four different cohorts. Doors will be monitored by staff during these times. • Non-contact thermometers will be used to screen all students as they enter the building. Students with an elevated temp will be not allowed to enter the building and go home with the parent who planned to drop them off.

OHA/ODE Requirements	Hybrid/Onsite Plan
<ul style="list-style-type: none"> ☒ Ensure accurate sign-in/sign-out protocols to help facilitate contact tracing by the LPHA. Sign-in procedures are not a replacement for entrance and screening requirements. Students entering school after arrival times must be screened for the primary symptoms of concern. <ul style="list-style-type: none"> • Eliminate shared pen and paper sign-in/sign-out sheets. • Ensure hand sanitizer is available if signing children in or out on an electronic device. ☒ Ensure alcohol-based hand sanitizer (with 60-95% alcohol) dispensers are easily accessible near all entry doors and other high-traffic areas. Establish and clearly communicate procedures for keeping caregiver drop-off/pick-up as brief as possible. 	<ul style="list-style-type: none"> • Handwash stations or sinks will be available for students and staff to wash their hands upon entry. <p>Students who participate in outdoor classes and then return to the building will follow the student arrival protocol.</p>

2f. CLASSROOMS/REPURPOSED LEARNING SPACES

OHA/ODE Requirements	Hybrid/Onsite Plan
<ul style="list-style-type: none"> ☒ Seating: Rearrange student desks and other seat spaces so that staff and students' physical bodies are six feet apart to the maximum extent possible while also maintaining 35 square feet per person; assign seating so students are in the same seat at all times. ☒ Materials: Avoid sharing of community supplies when possible (e.g., scissors, pencils, etc.). Clean these items frequently. Provide hand sanitizer and tissues for use by students and staff. ☒ Handwashing: Remind students (with signage and regular verbal reminders from staff) of the utmost importance of hand hygiene and respiratory etiquette. Respiratory etiquette means covering coughs and sneezes with an elbow or a tissue. Tissues should be disposed of in a garbage can, then hands washed or sanitized immediately. <ul style="list-style-type: none"> • Wash hands with soap and water for 20 seconds or use an alcohol-based hand sanitizer with 60-95% alcohol. 	<ul style="list-style-type: none"> • Seating – Desks will be arranged to ensure a 6' distance between each student. • Materials - Students will use individual pencil pouches provided by the school to keep materials separated. • Handwashing – Signage will be placed on all handwash stations outlining the correct handwashing procedure. • Playground – DCS does not have a playground and will not be using public park playground equipment at this time. • Meals – DCS does not have a hot lunch program. Students bring their own lunch to school and will eat at their desk with their cohort if they are present during that time.

2g. PLAYGROUNDS, FIELDS, RECESS, BREAKS, AND RESTROOMS

OHA/ODE Requirements	Hybrid/Onsite Plan
<ul style="list-style-type: none"> ☒ Keep school playgrounds closed to the general public until park playground equipment and benches reopen in the community (see Oregon Health Authority's Specific Guidance for Outdoor Recreation Organizations). ☒ After using the restroom students must wash hands with soap and water for 20 seconds. Soap must be made available to students and staff. ☒ Before and after using playground equipment, students must wash hands with soap and water for 20 seconds <u>or</u> use an alcohol-based hand sanitizer with 60-95% alcohol. ☒ Designate playground and shared equipment solely for the use of one cohort at a time. Disinfect at least daily or between use as much as possible in accordance with CDC guidance. ☒ Cleaning requirements must be maintained (see section 2j of the <i>Ready Schools, Safe Learners</i> guidance). ☒ Maintain physical distancing requirements, stable cohorts, and square footage requirements. ☒ Provide signage and restrict access to outdoor equipment (including sports equipment, etc.). ☒ Design recess activities that allow for physical distancing and maintenance of stable cohorts. ☒ Clean all outdoor equipment at least daily or between use as much as possible in accordance with CDC guidance. ☒ Limit staff rooms, common staff lunch areas, elevators and workspaces to single person usage at a time, maintaining six feet of distance between adults. 	<p>Sanitation – DCS contracts with a janitorial service. In previous years the school was cleaned by a commercial company 2 times a week. For this upcoming year the school will be cleaned and sanitized daily following the requirements in the Ready Schools, Safe Learners guidance.</p>

2h. MEAL SERVICE/NUTRITION

OHA/ODE Requirements	Hybrid/Onsite Plan
<ul style="list-style-type: none"> <input checked="" type="checkbox"/> Include meal services/nutrition staff in planning for school reentry. <input checked="" type="checkbox"/> Prohibit self-service buffet-style meals. <input checked="" type="checkbox"/> Prohibit sharing of food and drinks among students and/or staff. <input checked="" type="checkbox"/> At designated meal or snack times, students may remove their face coverings to eat or drink but must maintain six feet of physical distance from others, and must put face coverings back on after finishing the meal or snack. <input checked="" type="checkbox"/> Staff serving meals and students interacting with staff at mealtimes must wear face shields or face covering (see section 1h of the Ready Schools, Safe Learners guidance). <input checked="" type="checkbox"/> Students must wash hands with soap and water for 20 seconds <u>or</u> use an alcohol-based hand sanitizer with 60-95% alcohol before meals and should be encouraged to do so after. <input checked="" type="checkbox"/> Appropriate daily cleaning of meal items (e.g., plates, utensils, transport items). <input checked="" type="checkbox"/> Cleaning and sanitizing of meal touch-points and meal counting system between stable cohorts. <input checked="" type="checkbox"/> Adequate cleaning and disinfection of tables between meal periods. <input checked="" type="checkbox"/> Since staff must remove their face coverings during eating and drinking, staff should eat snacks and meals independently, and not in staff rooms when other people are present. Consider staggering times for staff breaks, to prevent congregation in shared spaces. 	

2i. TRANSPORTATION

OHA/ODE Requirements	Hybrid/Onsite Plan
<ul style="list-style-type: none"> <input checked="" type="checkbox"/> Include transportation departments (and associated contracted providers, if used) in planning for return to service. <input checked="" type="checkbox"/> Buses are cleaned frequently. Conduct targeted cleanings between routes, with a focus on disinfecting frequently touched surfaces of the bus (see section 2j of the Ready Schools, Safe Learners guidance). <input checked="" type="checkbox"/> Develop protocol for loading/unloading that includes visual screening for students exhibiting symptoms and logs for contact-tracing. This should be done at the time of arrival and departure. <ul style="list-style-type: none"> • If a student displays COVID-19 symptoms, provide a face shield or face covering (unless they are already wearing one) and keep six feet away from others. Continue transporting the student. <ul style="list-style-type: none"> ○ The symptomatic student should be seated in the first row of the bus during transportation, and multiple windows should be opened to allow for fresh air circulation, if feasible. ○ The symptomatic student should leave the bus first. After all students exit the bus, the seat and surrounding surfaces should be cleaned and disinfected. • If arriving at school, notify staff to begin isolation measures. <ul style="list-style-type: none"> ○ If transporting for dismissal and the student displays an onset of symptoms, notify the school. <input checked="" type="checkbox"/> Consult with parents/guardians of students who may require additional support (e.g., students who experience a disability and require specialized transportation as a related service) to appropriately provide service. <input checked="" type="checkbox"/> Drivers wear face shields or face coverings when not actively driving and operating the bus. <input checked="" type="checkbox"/> Inform parents/guardians of practical changes to transportation service (i.e., physical distancing at bus stops and while loading/unloading, potential for increased route time due to additional precautions, sanitizing practices, and face coverings). 	<p>At DCS, parents most often drop their children off at the school building where they are greeted by a staff member. We do not utilize a bus or public transportation system. Some students walk or ride their bike to school. These students will report to the door assigned to their cohort and follow the same protocol for admission into the building.</p>

OHA/ODE Requirements	Hybrid/Onsite Plan
<input checked="" type="checkbox"/> Face coverings or face shields for all students in grades Kindergarten and up following CDC guidelines applying the guidance in section 1h of the <i>Ready Schools, Safe Learners</i> guidance to transportation settings.	

2j. CLEANING, DISINFECTION, AND VENTILATION

OHA/ODE Requirements	Hybrid/Onsite Plan
<input checked="" type="checkbox"/> Clean, sanitize, and disinfect frequently touched surfaces (e.g. door handles, sink handles, drinking fountains, transport vehicles) and shared objects (e.g., toys, games, art supplies) between uses multiple times per day. Maintain clean and disinfected (CDC guidance) environments, including classrooms, cafeteria settings and restrooms.	<ul style="list-style-type: none"> • All disinfectant products used will be selected from the list provided by CDC and EPA for individuals with asthma. • Classrooms will be sanitized as needed throughout the day by school staff. The janitorial company will do an extensive sanitization procedure at the end of the day. • The Executive Director will ensure that the janitorial company follows all CDC guidance to clean and disinfect all surfaces in the school. • The building’s ventilation fans will be on at all times while the building is occupied. <p>Classrooms that do not have a window that opens will be retrofitted with at least one opening window or intake/exhaust ventilation fan.</p>
<input checked="" type="checkbox"/> Clean and disinfect playground equipment at least daily or between use as much as possible in accordance with CDC guidance .	
<input checked="" type="checkbox"/> Apply disinfectants safely and correctly following labeling direction as specified by the manufacturer. Keep these products away from students.	
<input checked="" type="checkbox"/> To reduce the risk of asthma, choose disinfectant products on the EPA List N with asthma-safer ingredients (e.g. hydrogen peroxide, citric acid, or lactic acid) and avoid products that mix these with asthma-causing ingredients like peroxyacetic acid, sodium hypochlorite (bleach), or quaternary ammonium compounds.	
<input checked="" type="checkbox"/> Schools with HVAC systems should evaluate the system to minimize indoor air recirculation (thus maximizing fresh outdoor air) to the extent possible. Schools that do not have mechanical ventilation systems should, to the extent possible, increase natural ventilation by opening windows and doors before students arrive and after students leave, and while students are present.	
<input checked="" type="checkbox"/> Consider running ventilation systems continuously and changing the filters more frequently. Do <u>not</u> use fans if they pose a safety or health risk, such as increasing exposure to pollen/allergies or exacerbating asthma symptoms. Consider using window fans or box fans positioned in open windows to blow fresh outdoor air into the classroom via one window, and indoor air out of the classroom via another window. Fans should not be used in rooms with closed windows and doors, as this does not allow for fresh air to circulate.	
<input checked="" type="checkbox"/> Consider the need for increased ventilation in areas where students with special health care needs receive medication or treatments.	
<input checked="" type="checkbox"/> Facilities should be cleaned and disinfected at least daily to prevent transmission of the virus from surfaces (see CDC’s guidance on disinfecting public spaces).	
<input checked="" type="checkbox"/> Consider modification or enhancement of building ventilation where feasible (see CDC’s guidance on ventilation and filtration and American Society of Heating, Refrigerating, and Air-Conditioning Engineers’ guidance).	

2k. HEALTH SERVICES

OHA/ODE Requirements	Hybrid/Onsite Plan
<input type="checkbox"/> OAR 581-022-2220 Health Services, requires districts to “maintain a prevention-oriented health services program for all students” including space to isolate sick students and services for students with special health care needs. While OAR 581-022-2220 does not apply to private schools, private schools must provide a space to isolate sick students and provide services for students with special health care needs.	<ul style="list-style-type: none"> • DCS will provide age appropriate hand washing and respiratory etiquette instruction by cohort. • DCS will practice appropriate communicable disease isolation and exclusion measures. • Staff will participate in training on all protocols and procedures written for DCS.
<input type="checkbox"/> Licensed, experienced health staff should be included on teams to determine district health service priorities. Collaborate with health	

OHA/ODE Requirements	Hybrid/Onsite Plan
professionals such as school nurses; SBHC staff; mental and behavioral health providers; dental providers; physical, occupational, speech, and respiratory therapists; and School Based Health Centers (SBHC).	Nursing services are provided by the Dallas School District. The nurse will be included in the development and implementation of health-related protocols.

2I. BOARDING SCHOOLS AND RESIDENTIAL PROGRAMS ONLY

OHA/ODE Requirements	Hybrid/Onsite Plan
<input type="checkbox"/> Provide specific plan details and adjustments in Operational Blueprints that address staff and student safety, which includes how you will approach: <ul style="list-style-type: none"> • Contact tracing • The intersection of cohort designs in residential settings (by wing or common restrooms) with cohort designs in the instructional settings. The same cohorting parameter limiting total cohort size to 100 people applies. • Quarantine of exposed staff or students • Isolation of infected staff or students • Communication and designation of where the “household” or “family unit” applies to your residents and staff <input type="checkbox"/> Review and take into consideration CDC guidance for shared or congregate housing: <ul style="list-style-type: none"> • Not allow more than two students to share a residential dorm room unless alternative housing arrangements are impossible • Ensure at least 64 square feet of room space per resident • Reduce overall residential density to ensure sufficient space for the isolation of sick or potentially infected individuals, as necessary; • Configure common spaces to maximize physical distancing; • Provide enhanced cleaning; • Establish plans for the containment and isolation of on-campus cases, including consideration of PPE, food delivery, and bathroom needs. 	Boarding Schools and Residential Programs do not apply to DCS.

2m. SCHOOL EMERGENCY PROCEDURES AND DRILLS

OHA/ODE Requirements	Hybrid/Onsite Plan
<input checked="" type="checkbox"/> In accordance with ORS 336.071 and OAR 581-022-2225 all schools (including those operating a Comprehensive Distance Learning model) are required to instruct students on emergency procedures. Schools that operate an On-Site or Hybrid model need to instruct and practice drills on emergency procedures so that students and staff can respond to emergencies. <ul style="list-style-type: none"> • At least 30 minutes in each school month must be used to instruct students on the emergency procedures for fires, earthquakes (including tsunami drills in appropriate zones), and safety threats. • Fire drills must be conducted monthly. • Earthquake drills (including tsunami drills and instruction for schools in a tsunami hazard zone) must be conducted two times a year. • Safety threats including procedures related to lockdown, lockout, shelter in place and evacuation and other appropriate actions to take when there is a threat to safety must be conducted two times a year. <input checked="" type="checkbox"/> Drills can and should be carried out <u>as close as possible</u> to the procedures that would be used in an actual emergency. For example, a fire drill should be carried out with the same alerts and same routes as normal. If appropriate and practicable, COVID-19 physical distancing measures can be implemented, but only if they do not compromise the drill. <input checked="" type="checkbox"/> When or if physical distancing must be compromised, drills must be completed in less than 15 minutes.	<ul style="list-style-type: none"> • Instruction will be provided for staff and students for fire and evacuation drills and response to emergency situations. • Fire, earthquake, and lockdown drills will be conducted per the required schedule. • Handwashing protocols will follow each drill.

OHA/ODE Requirements	Hybrid/Onsite Plan
<ul style="list-style-type: none"> ☒ Drills should not be practiced unless they can be practiced correctly. ☒ Train staff on safety drills prior to students arriving on the first day on campus in hybrid or face-to-face engagement. ☒ If on a hybrid schedule, conduct multiple drills each month to ensure that all cohorts of students have opportunities to participate in drills (i.e., schedule on different cohort days throughout the year). ☒ Students must wash hands with soap and water for 20 seconds or use an alcohol-based hand sanitizer with 60-95% alcohol after a drill is complete. 	

2n. SUPPORTING STUDENTS WHO ARE DYSREGULATED, ESCALATED, AND/OR EXHIBITING SELF-REGULATORY CHALLENGES

OHA/ODE Requirements	Hybrid/Onsite Plan
<ul style="list-style-type: none"> ☒ Utilize the components of Collaborative Problem Solving or a similar framework to continually provide instruction and skill-building/training related to the student’s demonstrated lagging skills. ☒ Take proactive/preventative steps to reduce antecedent events and triggers within the school environment. ☒ Be proactive in planning for known behavioral escalations (e.g., self-harm, spitting, scratching, biting, eloping, failure to maintain physical distance). Adjust antecedents where possible to minimize student and staff dysregulation. Recognize that there could be new and different antecedents and setting events with the additional requirements and expectations for the 2020-21 school year. ☒ Establish a proactive plan for daily routines designed to build self-regulation skills; self-regulation skill-building sessions can be short (5-10 minutes), and should take place at times when the student is regulated and/or is not demonstrating challenging behaviors. ☒ Ensure all staff are trained to support de-escalation, provide lagging skill instruction, and implement alternatives to restraint and seclusion. ☒ Ensure that staff are trained in effective, evidence-based methods for developing and maintaining their own level of self-regulation and resilience to enable them to remain calm and able to support struggling students as well as colleagues. ☒ Plan for the impact of behavior mitigation strategies on public health and safety requirements: <ul style="list-style-type: none"> • Student elopes from area <ul style="list-style-type: none"> ○ If staff need to intervene for student safety, staff should: <ul style="list-style-type: none"> ● Use empathetic and calming verbal interactions (i.e. “This seems hard right now. Help me understand... How can I help?”) to attempt to re-regulate the student without physical intervention. ● Use the least restrictive interventions possible to maintain physical safety for the student and staff. ● Wash hands after a close interaction. ● Note the interaction on the appropriate contact log. ○ *If unexpected interaction with other stable cohorts occurs, those contacts must be noted in the appropriate contact logs. • Student engages in behavior that requires them to be isolated from peers and results in a room clear. <ul style="list-style-type: none"> ○ If students leave the classroom: <ul style="list-style-type: none"> ● Preplan for a clean and safe alternative space that maintains physical safety for the student and staff ● Ensure physical distancing and separation occur, to the maximum extent possible. ● Use the least restrictive interventions possible to maintain physical safety for the student and staff. 	<ul style="list-style-type: none"> • Staff will participate in training to provide behavioral and emotional supports for students in need. • Identify students who may need a proactive plan and work with parents to discuss steps and strategies to deescalate. • Quiet areas will be identified in the building for students who are in need. • Although DCS has never had a physical intervention over it’s 5 year history, a plan will be discussed at a staff meeting prior to our opening for onsite classes.

OHA/ODE Requirements	Hybrid/Onsite Plan
<ul style="list-style-type: none"> ● Wash hands after a close interaction. ● Note the interaction on the appropriate contact log. ○ *If unexpected interaction with other stable cohorts occurs, those contacts must be noted in the appropriate contact logs. ● Student engages in physically aggressive behaviors that preclude the possibility of maintaining physical distance and/or require physical de-escalation or intervention techniques other than restraint or seclusion (e.g., hitting, biting, spitting, kicking, self-injurious behavior). ○ If staff need to intervene for student safety, staff should: <ul style="list-style-type: none"> ● Maintain student dignity throughout and following the incident. ● Use empathetic and calming verbal interactions (i.e. “This seems hard right now. Help me understand... How can I help?”) to attempt to re-regulate the student without physical intervention. ● Use the least restrictive interventions possible to maintain physical safety for the student and staff ● Wash hands after a close interaction. ● Note the interaction on the appropriate contact log. ○ *If unexpected interaction with other stable cohorts occurs, those contacts must be noted in the appropriate contact logs. <p><input checked="" type="checkbox"/> Ensure that spaces that are unexpectedly used to deescalate behaviors are appropriately cleaned and sanitized after use before the introduction of other stable cohorts to that space.</p> <p>Protective Physical Intervention</p> <p><input checked="" type="checkbox"/> Reusable Personal Protective Equipment (PPE) must be cleaned/sanitized after every episode of physical intervention (see section 2j) of the <i>Ready Schools, Safe Learners</i> guidance: Cleaning, Disinfection, and Ventilation).</p>	



3. Response to Outbreak

3a. PREVENTION AND PLANNING

OHA/ODE Requirements	Hybrid/Onsite Plan
<p><input checked="" type="checkbox"/> Review the “Planning for COVID-19 Scenarios in Schools” toolkit.</p> <p><input checked="" type="checkbox"/> Coordinate with Local Public Health Authority (LPHA) to establish communication channels related to current transmission level.</p>	<ul style="list-style-type: none"> ● Documents reviewed.

3b. RESPONSE

OHA/ODE Requirements	Hybrid/Onsite Plan
<p><input checked="" type="checkbox"/> Review and utilize the “Planning for COVID-19 Scenarios in Schools” toolkit.</p> <p><input checked="" type="checkbox"/> Ensure continuous services and implement Comprehensive Distance Learning.</p> <p><input checked="" type="checkbox"/> Continue to provide meals for students.</p>	<ul style="list-style-type: none"> ● DCS does not currently have a meal program. ● Documents in toolkit reviewed.

3c. RECOVERY AND REENTRY

OHA/ODE Requirements	Hybrid/Onsite Plan
<p><input checked="" type="checkbox"/> Review and utilize the “Planning for COVID-19 Scenarios in Schools” toolkit.</p>	

OHA/ODE Requirements	Hybrid/Onsite Plan
<input checked="" type="checkbox"/> Clean, sanitize, and disinfect surfaces (e.g., playground equipment, door handles, sink handles, drinking fountains, transport vehicles) and follow CDC guidance for classrooms, cafeteria settings, restrooms, and playgrounds. <input checked="" type="checkbox"/> When bringing students back into On-Site or Hybrid instruction, consider smaller groups, cohorts, and rotating schedules to allow for a safe return to schools.	<ul style="list-style-type: none"> Documents in toolkit reviewed. Coordinate appropriate sanitization and disinfecting measures for all or any effected surfaces following CDC guidelines with the school's janitorial contractor.







ASSURANCES

This section must be completed by any public school that is providing instruction through On-Site or Hybrid Instructional Models. Schools providing Comprehensive Distance Learning Instructional Models do not need to complete this section unless the school is implementing the Limited In-Person Instruction provision under the Comprehensive Distance Learning guidance. This section does not apply to private schools.

- We affirm that, in addition to meeting the requirements as outlined above, our school plan has met the collective requirements from ODE/OHA guidance related to the 2020-21 school year, including but not limited to requirements from:
 - Sections 4, 5, 6, 7, and 8 of the [Ready Schools, Safe Learners](#) guidance,
 - The [Comprehensive Distance Learning](#) guidance,
 - The [Ensuring Equity and Access: Aligning Federal and State Requirements](#) guidance, and
 - [Planning for COVID-19 Scenarios in Schools](#)

- We affirm that we cannot meet all of the collective requirements from ODE/OHA guidance related to the 2020-21 school year from:
 - Sections 4, 5, 6, 7, and 8 of the [Ready Schools, Safe Learners](#) guidance,
 - The [Comprehensive Distance Learning](#) guidance,
 - The [Ensuring Equity and Access: Aligning Federal and State Requirements](#) guidance, and
 - [Planning for COVID-19 Scenarios in Schools](#)

We will continue to work towards meeting them and have noted and addressed which requirement(s) we are unable to meet in the table titled "Assurance Compliance and Timeline" below.

	4. Equity
	5. Instruction
	6. Family, Community, Engagement
	7. Mental, Social, and Emotional Health



8. Staffing and Personnel

Assurance Compliance and Timeline

If a district/school cannot meet the requirements from the sections above, provide a plan and timeline to meet the requirement.

List Requirement(s) Not Met	Provide a Plan and Timeline to Meet Requirements <i>Include how/why the school is currently unable to meet them</i>